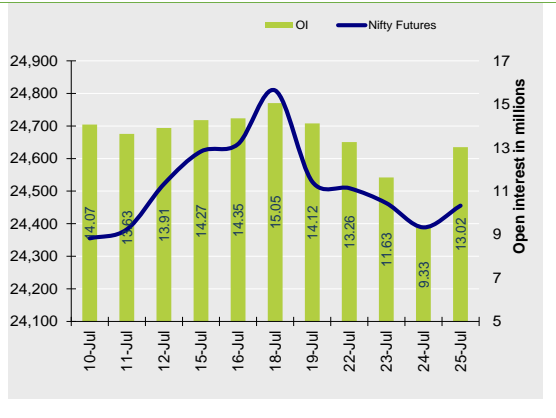


Nifty Snapshot

	Close	Prv Cl.	Ab chg	% chg
Spot	24,406.10	24,413.15	-7.05	-0.03
Futures	24,455.40	24,388.75	66.65	0.27
OI(mlshr)	13.02	9.33	3.70	39.63
Vol (lots)	411593	315393	96200	30.50
COC	49.30	-24.40	73.70	-302.0
PCR-OI	1.21	0.87	0.34	39.5

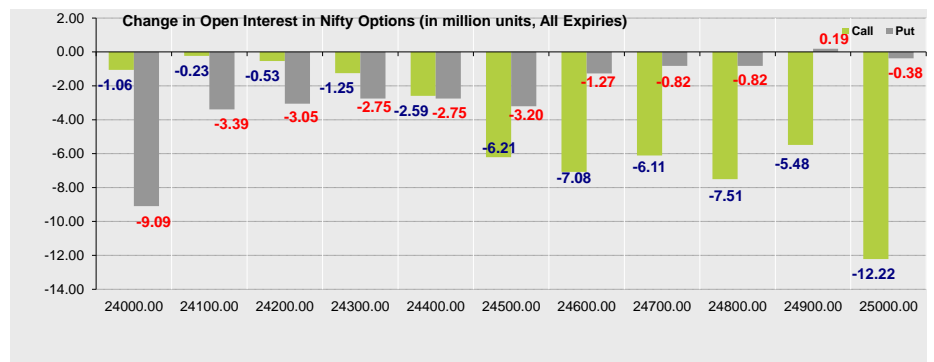
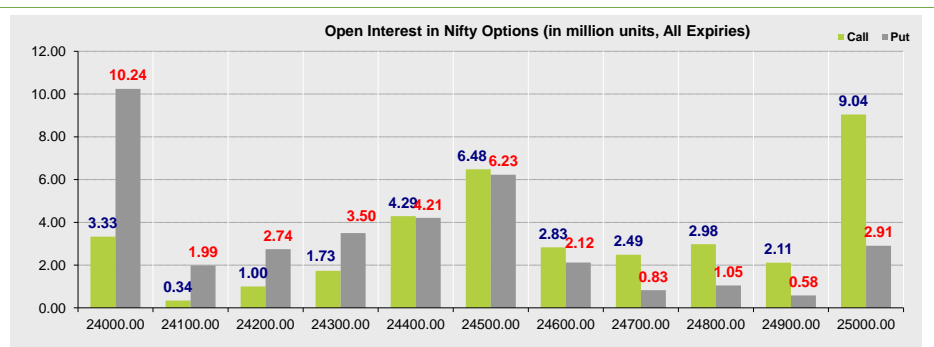
Nifty Futures Price v/s OI



Summary

- Indian markets closed on a flat note where buying was mainly seen in Automobiles, Pharmaceuticals, Oil & Gas sectors. Nifty Aug Futures closed at 24455.40 (up 66.65 points) at a premium of 49.30 pts to spot.
- FII's were net sellers in Cash to the tune of 2605.49 Cr and were net sellers in index futures to the tune of 3087.52 Cr.
- India VIX increased by 7.26% to close at 12.62 touching an intraday high of 13.22.

Open Interest in Nifty Options:



- The above second chart shows previous trading day's change in Nifty options where Liquidation in OI were seen in 24000, 24100, 24200, 24300 strike Puts and at 24600, 24500, 24400, strike Calls indicating market is likely to remain range bound in the near term.
- Highest OI build-up is seen at 25000 strike Calls and 24000 strike Puts, to the tune of 9.04mn and 10.24mn respectively.

Outlook on Nifty:

Index is likely to open on a flattish note today and is likely to remain range bound during the day.

Institutional Activity in previous trading session

(in Rs cr.)	Buy	Sell	Net
Index Futures	11348.42	14435.94	-3087.52
Index Options	2758755.52	2778415.70	-19660.18
Stock Futures	62898.98	64399.13	-1500.15
Stock Options	10747.47	13953.88	-3206.41
FII Cash	14,682.92	17,288.41	-2,605.49
DII Cash	15,760.02	13,328.33	2,431.69

Net FII Activity (in Rs cr.)

Date	Idx Fut	Stk Fut	Idx Opt	Cash
25-Jul	-3087.5	-1500.1	-19660.2	-2605
24-Jul	-3588.4	-3007.6	64652.5	-5131
23-Jul	-3659.9	-6174.2	224.6	-2975
22-Jul	-1274.1	7382.5	13939.6	3444
19-Jul	-2029.1	1108.7	15824.8	1506
18-Jul	2594.8	7555.9	38788.7	5484

Technical Pivot (Intraday):

	S2	S1	PIVOT	R1	R2
NIFTY	24115	24260	24345	24490	24570
BANKNIFTY	50375	50655	50880	51160	51385

(Price is in Rs; OI is in million units; Price chg and OI chg are in percentage) **NB RESEARCH**

Fresh Longs seen in:

Scrip	Price	Price chg	OI	OI Chg
IOC	178.2	4.8	179.7	10.8
BPCL	328.7	3.5	72.3	1.1
COALINDIA	493.7	0.2	52.8	1.0

Fresh Shorts seen in:

Scrip	Price	Price chg	OI	OI Chg
BANKNIFTY	50934.2	-0.9	3.2	24.0
RBLBANK	230.7	-3.0	68.0	23.0
AXISBANK	1181.0	-5.2	51.2	9.6

Short Covering seen in:

Scrip	Price	Price chg	OI	OI Chg
INDIACEM	363.7	2.6	12.8	-40.9
DEEPAKNTR	2939.2	1.3	1.8	-29.4
PEL	945.0	0.6	10.6	-22.9

Long Unwinding seen in:

Scrip	Price	Price chg	OI	OI Chg
ITC	492.1	-0.9	100.5	-40.8
GRASIM	2803.3	-0.5	6.4	-35.7
BERGEPAIN	529.5	-0.2	14.7	-27.9

NIFTY50 Options OI (CE OI = Resistance) (PE OI = Support)			
Symbol	Highest CE OI	Highest PE OI	CMP
ADANIAPORTS	1600	1400	1484
ADANIENT	3200	3000	2970
ASIANPAINT	3000	2800	2895
AXISBANK	1200	1100	1172
BAJAJ-AUTO	10000	9000	9263
BAJAJFINSV	1700	1500	1569
BAJFINANCE	7000	6500	6644
BHARTIARTL	1500	1400	1450
BPCL	320	320	326
BRITANNIA	6000	5500	5837
CIPLA	1500	1400	1500
COALINDIA	500	450	496
DIVISLAB	4600	4500	4548
DRREDDY	6800	6800	6846
EICHERMOT	5000	4500	4889
GRASIM	3000	2800	2805
HCLTECH	1600	1500	1584
HDFCBANK	1700	1600	1616
HDFCLIFE	700	640	681
HEROMOTOCO	5500	5000	5406
HINDALCO	700	650	644
HINDUNILVR	2800	2600	2704
ICICIBANK	1250	1200	1200
ITC	500	500	490
INDUSINDBK	1500	1400	1377

NIFTY50 Options OI (CE OI = Resistance) (PE OI = Support)			
Symbol	Highest CE OI	Highest PE OI	CMP
INFY	1900	1800	1821
IOC	180	170	177
JSWSTEEL	950	800	873
KOTAKBANK	1900	1700	1774
LT	3700	3500	3614
LTIM	6000	5400	5598
M&M	3000	2600	2805
MARUTI	13000	12000	12492
NESTLEIND	2600	2500	2480
NTPC	400	390	392
ONGC	350	300	335
POWERGRID	350	300	338
RELIANCE	3000	3000	2981
SBILIFE	1700	1600	1691
SBIN	900	800	847
SUNPHARMA	1700	1500	1659
TATACONSUM	1220	1230	1221
TATAMOTORS	1100	1000	1089
TATASTEEL	170	160	157
TCS	4500	4000	4314
TECHM	1600	1500	1525
TITAN	3500	3400	3408
ULTRACEMCO	12000	11000	11437
UPL	600	500	529
WIPRO	600	500	505

OI against MWPL				
Symbol	MWPL	Open Interest	Limit for next day	% OI
RBLBANK	121019977	93002500	21966478	77%
BANDHANBNK	193370778	141108800	42593439	73%
INDUSTOWER	166908773	120526600	38036734	72%
MANAPPURAM	109696743	78021000	26190905	71%
VEDL	281521158	194683500	72761600	69%
IDFCFIRSTB	884697101	601035000	239427245	68%
IDEA	7412775915	5007440000	2034697119	68%
HINDCOPPER	65482129	42781600	19426422	65%
BIOCON	93756161	58842500	30225852	63%
ABFRL	83638248	51758200	27698135	62%
LICHSGFIN	60244101	35994000	21237895	60%
BANKBARODA	372635498	221943150	132060573	60%
ABCAPITAL	161393400	95742000	57581730	59%
SBICARD	59666721	35053600	21629784	59%
IEX	177845485	103672500	65280710	58%
LTF	169942037	98507574	62937361	58%
CANBK	672420574	389292750	249506795	58%
OFSS	4724091	2674500	1813386	57%
GMRINFRA	494055219	276997500	192354958	56%
NMDC	229794455	126175500	92129232	55%
IRCTC	60165566	32128250	25029037	53%
SAIL	289139949	154328000	120354951	53%
PNB	591377974	314928000	246881075	53%
PEL	23955401	12669750	10087880	53%
CONCOR	55081874	27832000	24495780	51%

OI against MWPL				
Symbol	MWPL	Open Interest	Limit for next day	% OI

Derivative Recommendations:

Stock Name	Call (Buy/Sell)	Entry price	Targets	Stop Loss	Duration	Status
ZYDUSLIFE 1200CE	Buy	49	75	33	1-2 days	Open

FROM THE EQUITY DERIVATIVE DESK:

NIRAV HARISH CHHEDA
AVP - DERIVATIVES AND TECHNICAL RESEARCH
E-Mail: nirav.chheda@nirmalbang.com
Tel no: 6273-8199/8000

AMIT BHUPTANI
SNR.DERIVATIVES AND TECHNICAL RESEARCH ANALYST
E-Mail: amit.bhuptani@nirmalbang.com
Tel no: 6273-8242/8000

DISCLOSURES

Research Reports that are published by Nirmal Bang Securities Private Limited (hereinafter referred to as "NBSPL") are for private circulation only. NBSPL is a registered Research Analyst under SEBI (Research Analyst) Regulations, 2014 having Registration no. INH000001766. NBSPL is also a registered Stock Broker with National Stock Exchange of India Limited, BSE Limited, Metropolitan Stock Exchange of India Limited, Multi Commodity Exchange of India Limited, National Commodity and Derivative Exchange Limited and Indian Commodity Exchange Limited in cash and Equity and Commodities derivatives segments.

NBSPL has other business divisions with independent research teams separated by Chinese walls, and therefore may, at times, have different or contrary views on stocks and markets.

NBSPL or its associates have not been debarred / suspended by SEBI or any other regulatory authority for accessing / dealing in securities Market. NBSPL, its associates or analyst or his relatives do not hold any financial interest (Except Investment) in the subject company. NBSPL or its associates or Analyst do not have any conflict or material conflict of interest at the time of publication of the research report with the subject company. NBSPL or its associates or Analyst or his relatives may or may not hold beneficial ownership of 1% or more in the subject company at the end of the month immediately preceding the date of publication of this research report.

NBSPL or its associates / analyst has not received any compensation / managed or co-managed public offering of securities of the company covered by Analyst during the past twelve months. NBSPL or its associates have not received any compensation or other benefits from the company covered by Analyst or third party in connection with the research report. Analyst has not served as an officer, director or employee of Subject Company. NBSPL / analyst has not been engaged in market making activity of the subject company.

Analyst Certification: The research analysts and authors of these reports, hereby certify that the views expressed in this research report accurately reflects my/our personal views about the subject securities, issuers, products, sectors or industries. It is also certified that no part of the compensation of the analyst(s) was, is, or will be directly or indirectly related to the inclusion of specific recommendations or views in this research. The analyst(s) principally responsible for the preparation of this research report and has taken reasonable care to achieve and maintain independence and objectivity in making any recommendations.

DISCLAIMER

This report is for the personal information of the authorized recipient and does not construe to be any investment, legal or taxation advice to you. NBSPL is not soliciting any action based upon it. Nothing in this research shall be construed as a solicitation to buy or sell any security or product, or to engage in or refrain from engaging in any such transaction. In preparing this research, we did not take into account the investment objectives, financial situation and particular needs of the reader.

This research has been prepared for the general use of the clients of NBSPL and must not be copied, either in whole or in part, or distributed or redistributed to any other person in any form. If you are not the intended recipient you must not use or disclose the information in this research in any way. Though disseminated to all the customers simultaneously, not all customers may receive this report at the same time. NBSPL will not treat recipients as customers by virtue of their receiving this report. This report is not directed or intended for distribution to or use by any person or entity resident in a state, country or any jurisdiction, where such distribution, publication, availability or use would be contrary to law, regulation or which would subject NBSPL & its group companies to registration or licensing requirements within such jurisdictions.

The report is based on the information obtained from sources believed to be reliable, but we do not make any representation or warranty that it is accurate, complete or up-to-date and it should not be relied upon as such. We accept no obligation to correct or update the information or opinions in it. NBSPL or any of its affiliates or employees shall not be in any way responsible for any loss or damage that may arise to any person from any inadvertent error in the information contained in this report. NBSPL or any of its affiliates or employees do not provide, at any time, any express or implied warranty of any kind, regarding any matter pertaining to this report, including without limitation the implied warranties of merchantability, fitness for a particular purpose, and non-infringement. The recipients of this report should rely on their own investigations.

This information is subject to change without any prior notice. NBSPL reserves its absolute discretion and right to make or refrain from making modifications and alterations to this statement from time to time. Nevertheless, NBSPL is committed to providing independent and transparent recommendations to its clients, and would be happy to provide information in response to specific client queries.

Before making an investment decision on the basis of this research, the reader needs to consider, with or without the assistance of an adviser, whether the advice is appropriate in light of their particular investment needs, objectives and financial circumstances. There are risks involved in securities trading. The price of securities can and does fluctuate, and an individual security may even become valueless. International investors are reminded of the additional risks inherent in international investments, such as currency fluctuations and international stock market or economic conditions, which may adversely affect the value of the investment. Opinions expressed are subject to change without any notice. Neither the company nor the director or the employees of NBSPL accept any liability whatsoever for any direct, indirect, consequential or other loss arising from any use of this research and/or further communication in relation to this research. Here it may be noted that neither NBSPL, nor its directors, employees, agents or representatives shall be liable for any damages whether direct or indirect, incidental, special or consequential including lost revenue or lost profit that may arise from or in connection with the use of the information contained in this report.

Copyright of this document vests exclusively with NBSPL. Our reports are also available on our website www.nirmalbang.com